
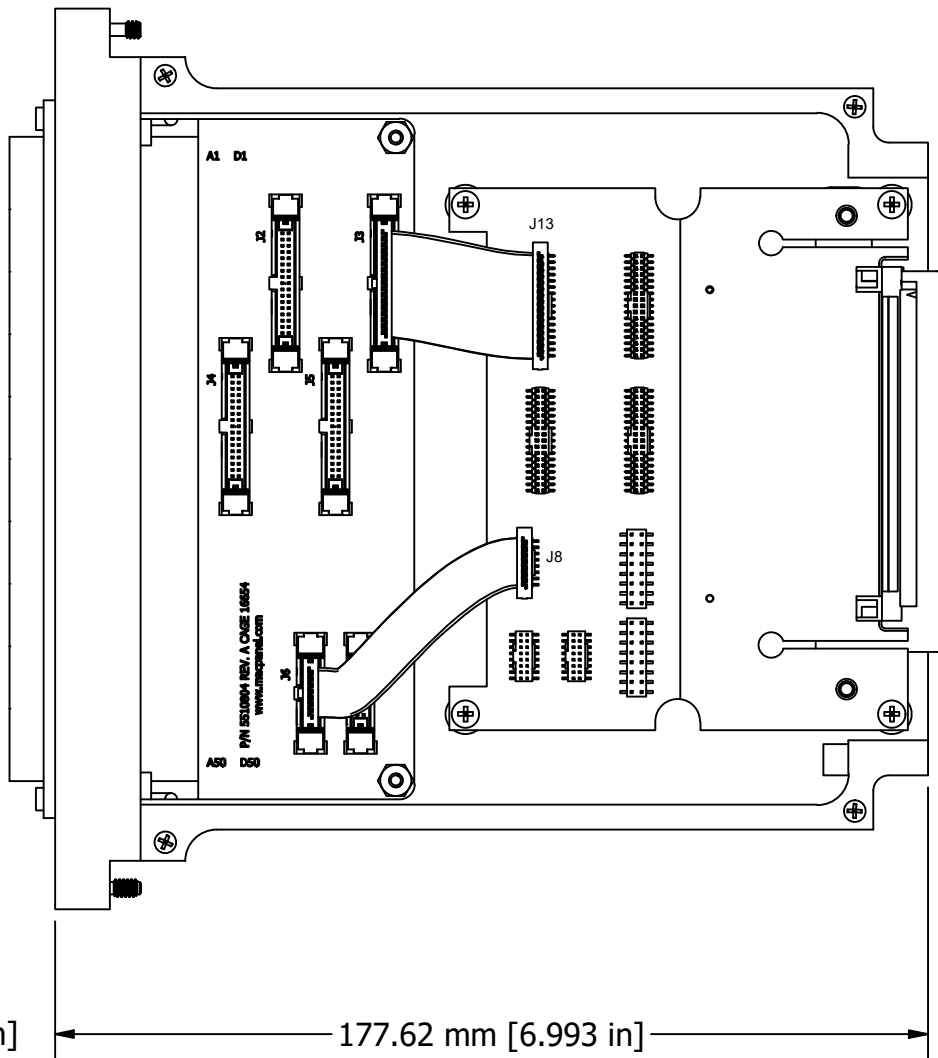


20.07 mm [.790 in]



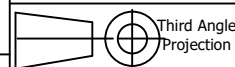
COMMENTS / NOTES

MACPANEL

WWW.MACPANEL.COM

DRAWN BY

DATE
12/13/2012



DESCRIPTION

DAK, PCB, Ext, PXIe-2532B,
TB-2642B, 16x32, w/o 100 ohm res.

SHEET
1 OF 2

DRAWING NO.

561819X-CU

REVISION

D

JUMPER PIN OUT LIST

J1	J3	J13 (NI, COL.)	SIGNAL		J1	J3	J13 (NI, COL.)	SIGNAL
C1	1	1	C0		D1	2	2	C1
C2	3	3	C2		D2	4	4	C3
C3	5	5	C4		D3	6	6	C5
C4	7	7	C6		D4	8	8	C7
C5	9	9	C8		D5	10	10	C9
C6	11	11	C10		D6	12	12	C11
C7	13	13	C12		D7	14	14	C13
C8	15	15	C14		D8	16	16	C15
C9	17	17	C16		D9	18	18	C17
C10	19	19	C18		D10	20	20	C19
C11	21	21	C20		D11	22	22	C21
C12	23	23	C22		D12	24	24	C23
C13	25	25	C24		D13	26	26	C25
C14	27	27	C26		D14	28	28	C27
C15	29	29	C28		D15	30	30	C29
C16	31	31	C30		D16	32	32	C31
C17	33	33	NC		D17	34	34	NC

J1	J6	J8 (NI, ROW)	SIGNAL		J1	J6	J8 (NI, ROW)	SIGNAL
A43	1	1	R0		B43	2	2	R1
A44	3	3	R2		B44	4	4	R3
A45	5	5	R4		B45	6	6	R5
A46	7	7	R6		B46	8	8	R7
A47	9	9	R8		B47	10	10	R9
A48	11	11	R10		B48	12	12	R11
A49	13	13	R12		B49	14	14	R13
A50	15	15	R14		B50	16	16	R15

COMMENTS / NOTES



WWW.MACPANEL.COM

DRAWN BY

DATE
12/13/2012



SHEET
2 OF 2

DESCRIPTION

DAK, PCB, Ext, PXIe-2532B,
TB-2642B, 16x32, w/o 100 ohm res.

DRAWING NO.

561819X-CU

REVISION