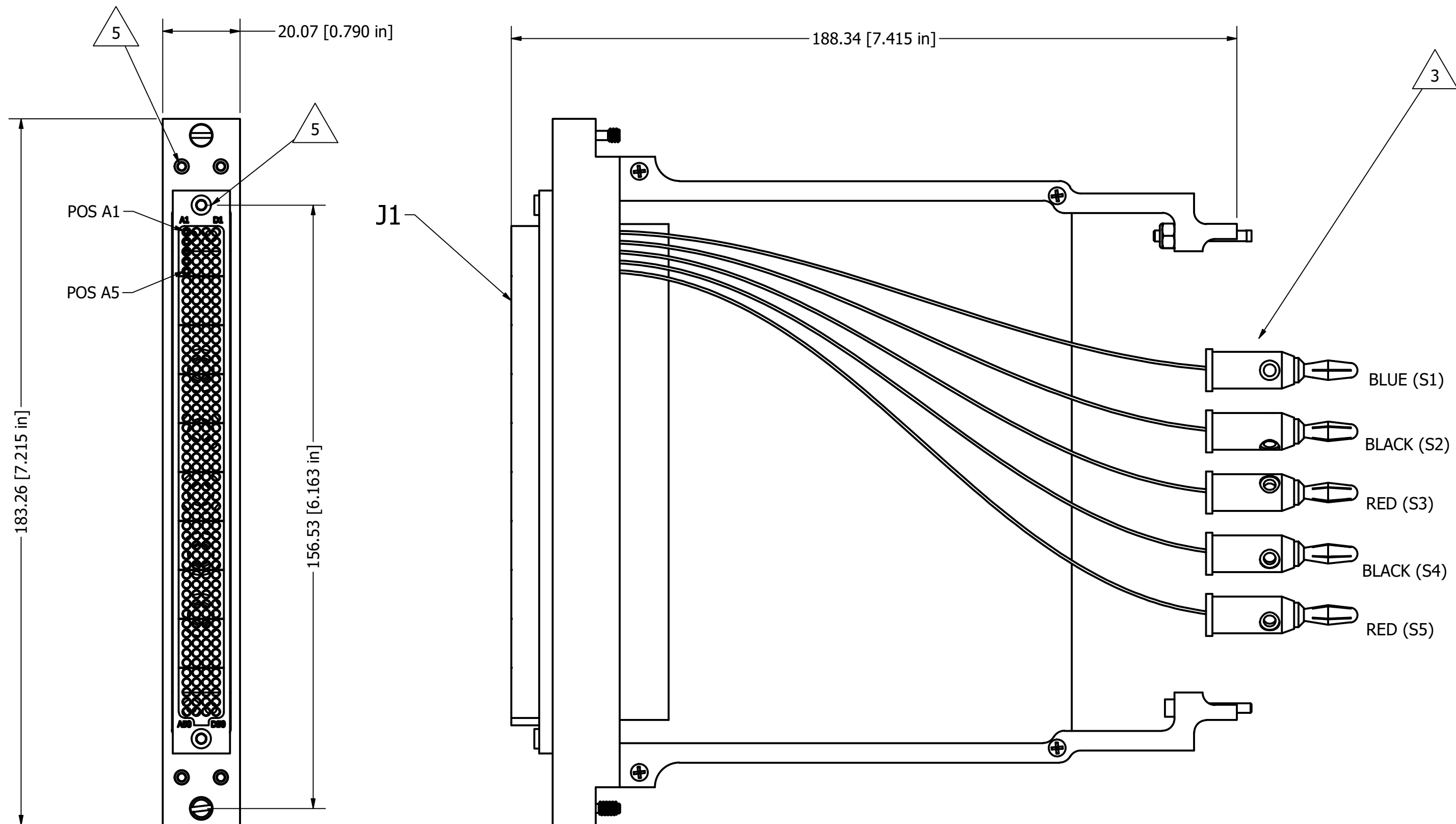


NOTES:

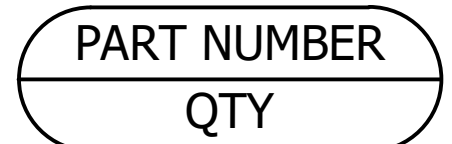
1. USE INSTRUCTION SHEET IN9110 FOR ATTACHING DAK TO PXI CARD.
2. MATING ITA MODULE P/N 561897, 561896.
3. WIRE PER TABLE 1. ENSURE BANANA JACK CONNECTORS CAN EXTEND PAST END OF DAK AT LEAST 1".
4. BAG AND TAG P/N 5510941, 5510991, 440E9230.
5. INSTALL P/N 5510530 2X AND 256K45 4X USING P/N 10589-02 PURPLE LOCTITE #222 AS INDICATED.



SIDE PANEL 5510986X HIDDEN FOR CLARITY

| TO (J1) | WIRE TYPE | FROM (BANANA JA) |
|---------|--------------|------------------|
| A1 | M22759/11226 | S1 |
| A2 | M22759/11220 | S2 |
| A3 | M22759/11222 | S3 |
| A4 | M22759/11220 | S4 |
| A5 | M22759/11222 | S5 |

BALLOON LEGEND

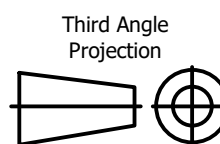


MAC PANEL PROPRIETARY
This document may contain confidential and proprietary information that is the property of MAC Panel Company that may not be disclosed to, or duplicated for others except as authorized by MAC Panel Company.

TOLERANCES (UNLESS OTHERWISE SPECIFIED)

| SHEET METAL | MACHINED |
|-------------|---------------|
| ANGLES ± 1' | ANGLES ± 1' |
| .XX ± .03 | .XX ± .01 |
| .XXX ± .010 | .XXX ± .005 |
| | .XXXX ± .0005 |

REMOVE ALL BURRS AND BREAK SHARP EDGES.



| | | |
|---------------|----------|------------|
| DRAWN BY | STE | 27/06/2016 |
| ENGINEERING | | |
| OPERATIONS | | |
| MANUFACTURING | | |
| ASSEMBLY | | |
| MATERIAL USED | AS SHOWN | |

MAC PANEL COMPANY - HIGH POINT, NC

TITLE
DAK,Cable,Ext,562897,X5 Banana Plugs,1mm

| | | | | |
|-------|-----|--------|-------------|--------------|
| SIZE | C | DWG NO | 561141X1-CU | B |
| SCALE | 1/1 | SPN: | SIMILAR P/N | SHEET 1 OF 1 |