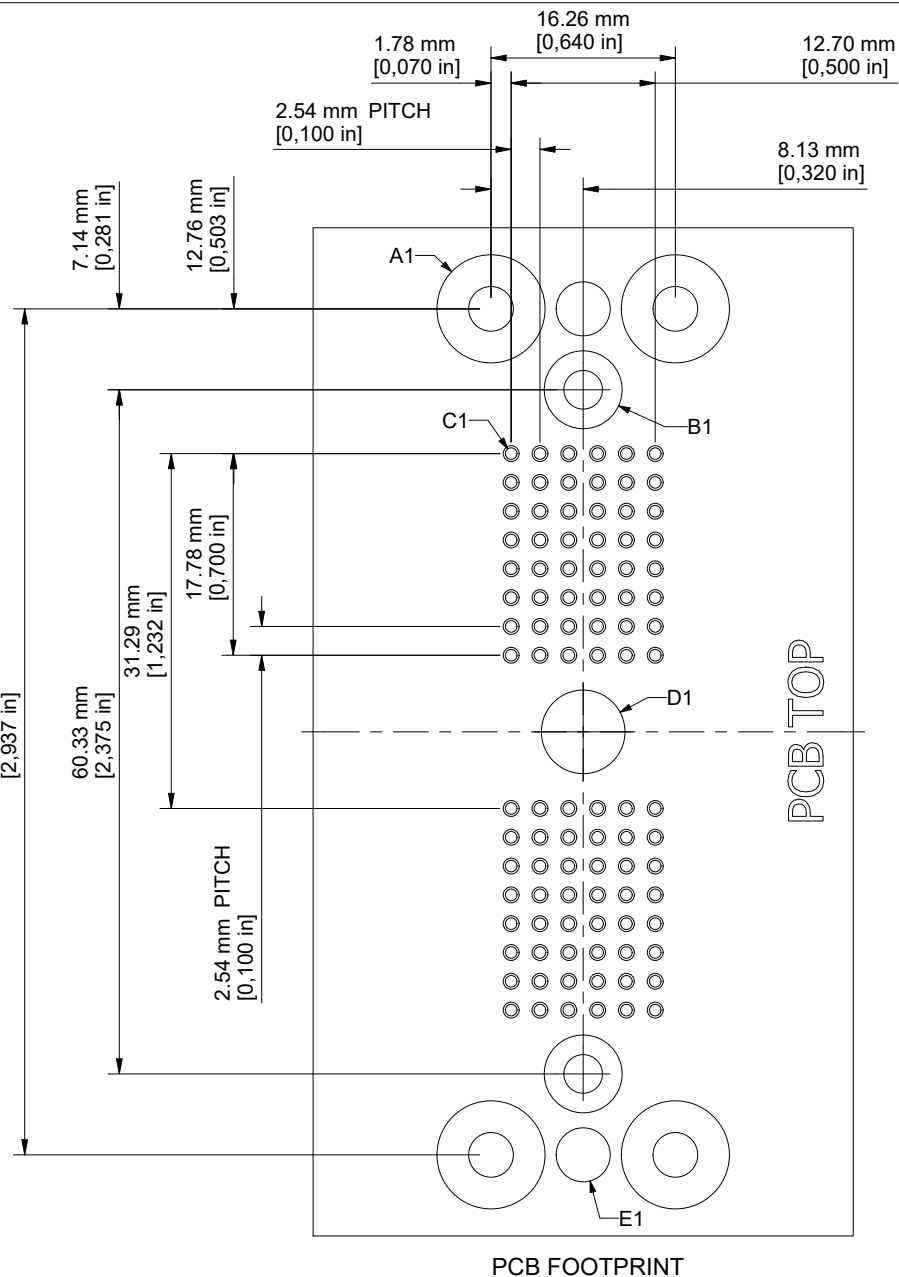


8	4	440H45	4-40 X 1/2 SOC CAP SS
7	4	440SL5	WASHER, #4, SS, EXTERNAL STAR LOCK
6	4	92141A005	WASHER, #4, SS, .125 ID, .312 OD
5	4	90295A060	WASHER, #4, NYLON, .12 ID, .28 OD
4	4	91115A164	4-40 F-F STANDOFF, .25HEX, .5L
3	4	440G45	SCR 4-40 X 3/8 SOC CAP
2	2	5520038	PCB SPACER, APEX 96, FOR .500\" STANDOFF
1	4	SSW-108-03-G-T	.100\" PITCH SKT HEADER, 8 ROW, 3 COLUMN, .394PC TAIL
ITEM	QTY	PART NUMBER	DESCRIPTION

Parts List

COMMENTS / NOTES 1. SUPPORTS PCB THICKNESS UP TO .125\". (USE SSW-108-04-G-T FOR THICKNESSES UP TO .300\".)	 WWW.MACPANEL.COM	DRAWN BY JWALKER	DATE 3/29/2021	DESCRIPTION Header Kit,APEX 96 PCB,Socket	
		 Third Angle Projection		DRAWING NO. 565816-CU	REVISION NR
		SHEET 1 OF 3			



E1	2	Ø0.188 in NON-PLATED THRU
D1	1	Ø0.290 in NON-PLATED THRU
C1	96	Ø0.039 - 0.046 in PLATED THRU Ø0.055 - 0.065 in PLATED ANNULAR RING (BOTH SIDES)
B1	2	Ø0.129 - 0.139 in NON-PLATED THRU (#4 CLEARANCE HOLE) Ø0.260 - 0.280 in PLATED ANNULAR RING (BOTH SIDES) PLACE CONNECTING VIAS Ø0.015 (8X) EVEN SPACING BETWEEN TOP/BOTTOM ANNULAR RINGS
A1	4	Ø0.150 - 0.160 in NON-PLATED THRU (#6 CLEARANCE HOLE) Ø0.365 - 0.385 in PLATED ANNULAR RING (BOTH SIDES) PLACE CONNECTING VIAS Ø0.015 (8X) EVEN SPACING BETWEEN TOP/BOTTOM ANNULAR RINGS
HOLE	QTY	DESCRIPTION
Hole Table		

COMMENTS / NOTES

1. HOLE B1 IS OPTIONAL AND ONLY REQUIRED WHEN USING GROUND LUG (562893) CONNECTIONS.
2. HOLE E1 IS AN OPTIONAL TOOL CLEARANCE HOLE TO ACCESS SCREW FOR POLARIZATION KEYS (561164).

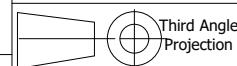


WWW.MACPANEL.COM

DRAWN BY
JWALKER

DATE
3/29/1

DESCRIPTION



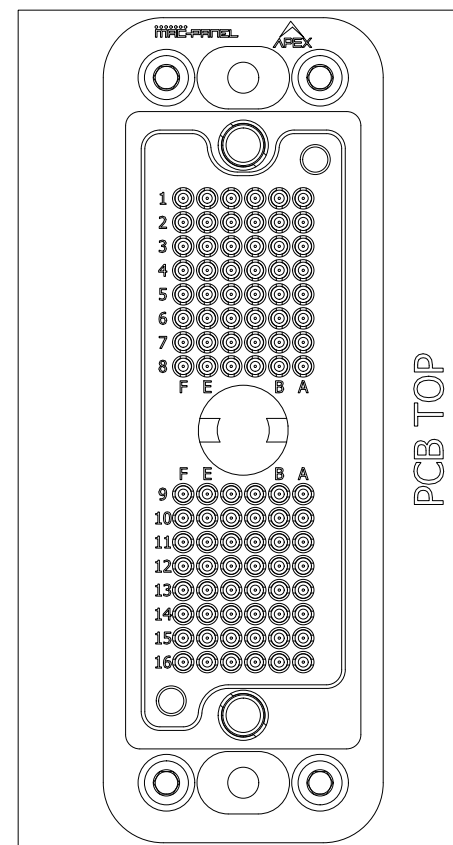
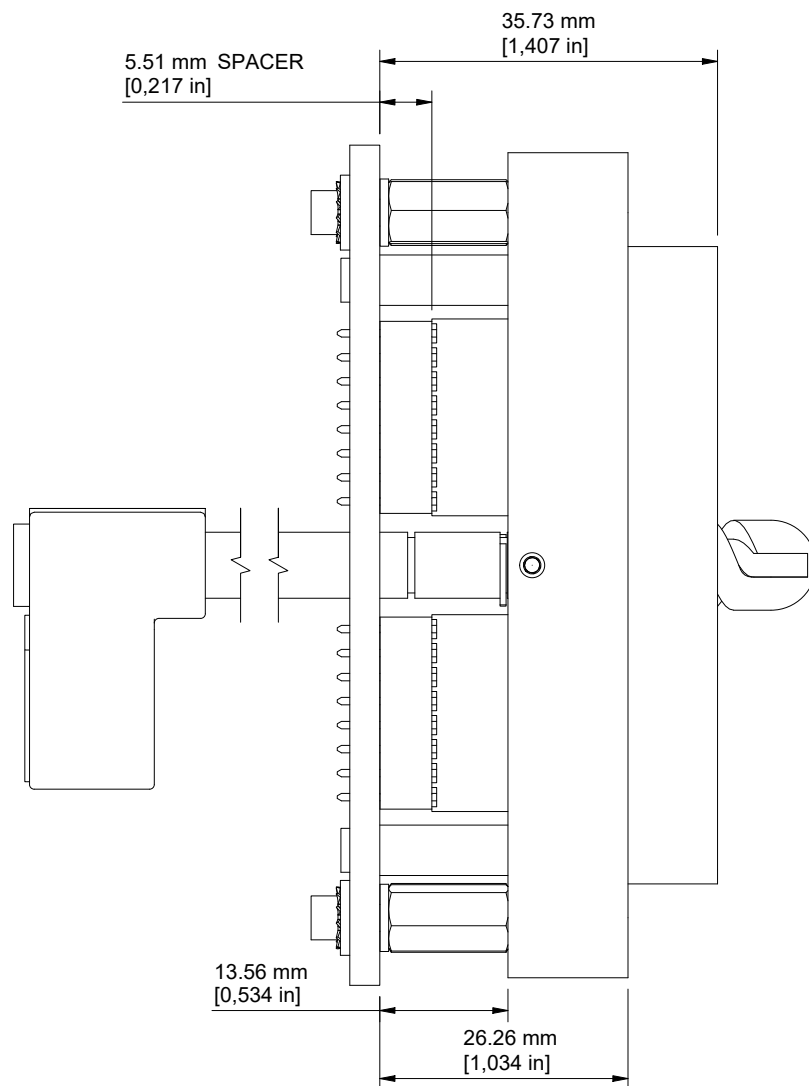
Header Kit,APEX 96 PCB,Socket

	DRAWING NO.
--	-------------

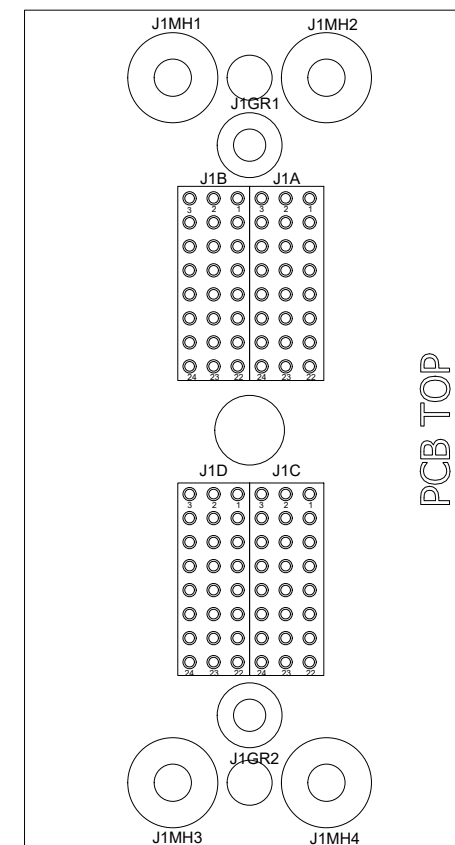
565816-CU

REVISION
NR

SHEET
2 OF 3



APEX AND HEADER KIT INSTALLED



PCB TOP

<p>COMMENTS / NOTES</p> <p>REFER TO EXCEL SPREADSHEET "565816-CU.XLSX" TO DETERMINE PIN MAPPING AND REFERENCE DESIGNATOR MAPPING BETWEEN PCB ASSEMBLY AND HIGHER LEVEL ASSEMBLY</p>	<p>MAC-PANEL</p> <p>WWW.MACPANEL.COM</p>	<p>DRAWN BY JWALKER</p> <p>DATE 3/29/2021</p> <p>Third Angle Projection</p> <p>SHEET 3 OF 3</p>	<p>DESCRIPTION</p> <p>Header Kit,APEX 96 PCB,Socket</p> <p>DRAWING NO. 565816-CU</p> <p>REVISION NR</p>
-------------------------------------------------------------------------------------------------------------------------------------------------------------------------------------	------------------------------------------	-----------------------------------------------------------------------------------------------------------------	-----------------------------------------------------------------------------------------------------------------