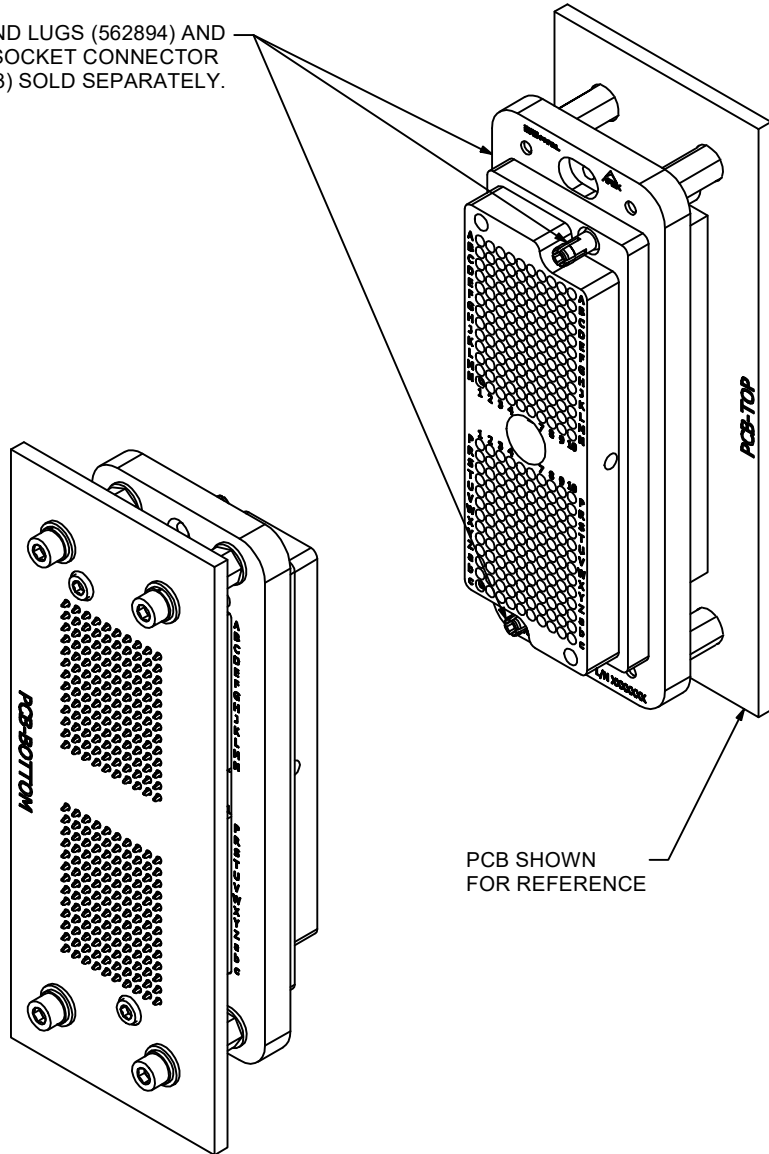
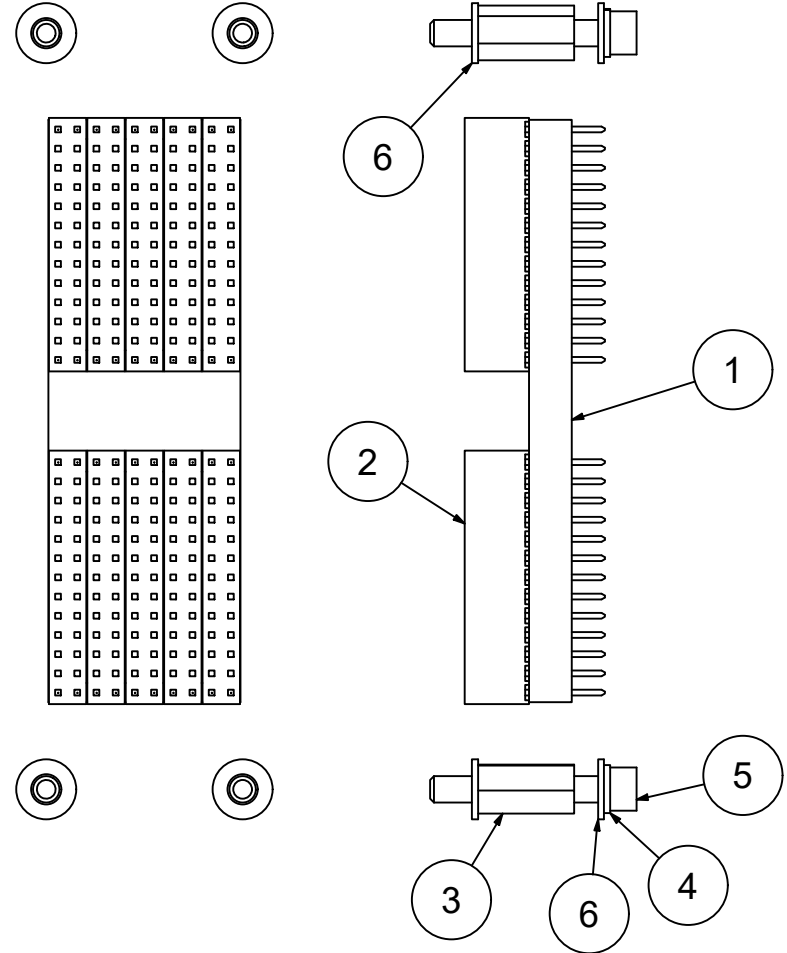


GROUND LUGS (562894) AND  
APEX SOCKET CONNECTOR  
(562333) SOLD SEPARATELY.



PCB SHOWN  
FOR REFERENCE



6	8	90295A380	NYLON PLASTIC WASHER, #6, .156"ID, .312"OD
5	4	632F45	6-32 X 3/8 SOC CAP SS (MS16995-17) (ASSY)
4	4	MS35338-41	WASHER, LOCK-SPRING, 6-32, HELI
3	4	M91075A442	6-32 HEX STANDOFF 1/2 LG, M/F
2	10	SSW-113-03-G-D	.100" PITCH SKT HEADER, 13 ROW X 2 COLUMN, .394 PC TAIL
1	1	5519639	PCB SPACER, APEX 260, FOR .500" STANDOFF
ITEM	QTY	PART NUMBER	DESCRIPTION

Parts List

COMMENTS / NOTES

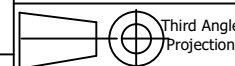
1. SUPPORTS PCB THICKNESS UP TO .125".  
(USE SSW-113-04-G-D FOR THICKNESSES UP TO .300".)

MAC-PANEL

WWW.MACPANEL.COM

DRAWN BY  
JWALKER

DATE  
3/30/2021



SHEET  
1 OF 3

DESCRIPTION

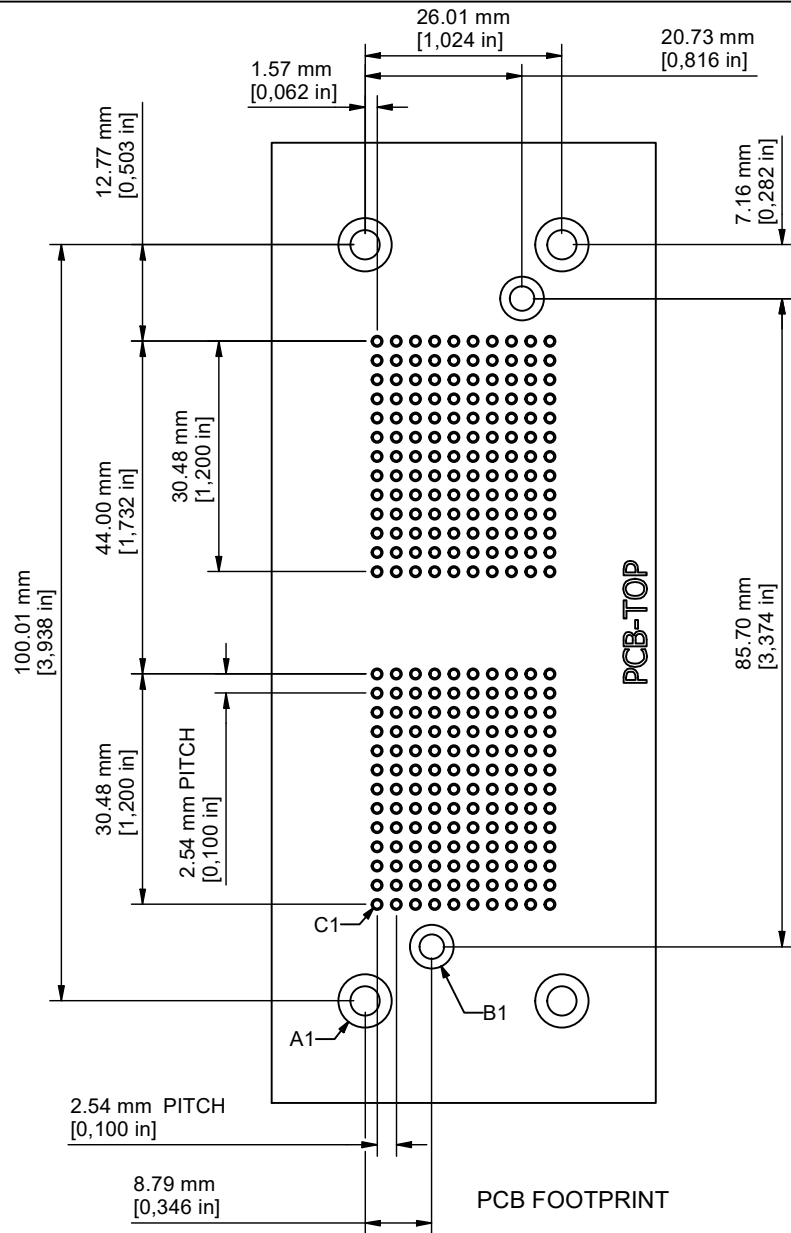
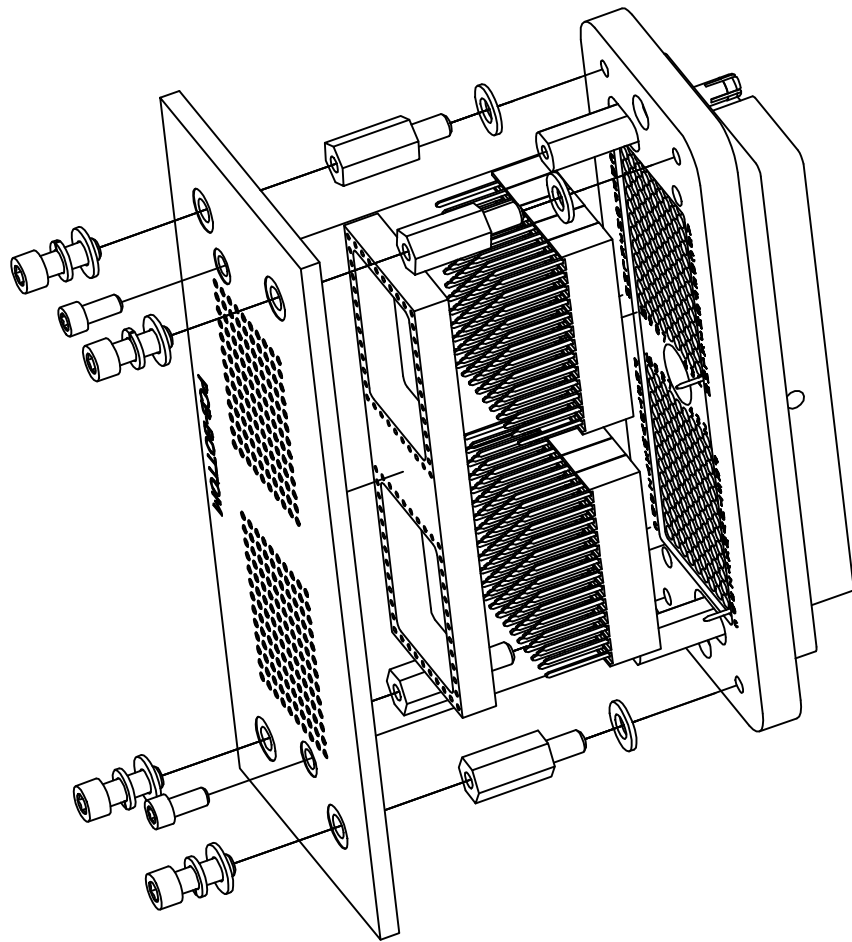
Header Kit, APEX 260 PCB, Socket,  
.500" STANDOFF

DRAWING NO.

565809-CU

REVISION

EXPLODED VIEW



HOLE	QUANTITY	DESCRIPTION
A1	4	Ø0.150 - 0.160 in PLATED THRU Ø0.279 - 0.289 in PLATED ANNULAR RING (BOTH SIDES)
B1	2	Ø0.129 - 0.139 in PLATED THRU Ø0.225 - 0.235 in PLATED ANNULAR RING (BOTH SIDES)
C1	260	Ø0.036 - 0.046 in PLATED THRU Ø0.055 - 0.065 in PLATED ANNULAR RING (BOTH SIDES)

Hole Table

COMMENTS / NOTES



WWW.MACPANEL.COM

DRAWN BY  
JWALKER

DATE  
3/30/2021



SHEET  
2 OF 3

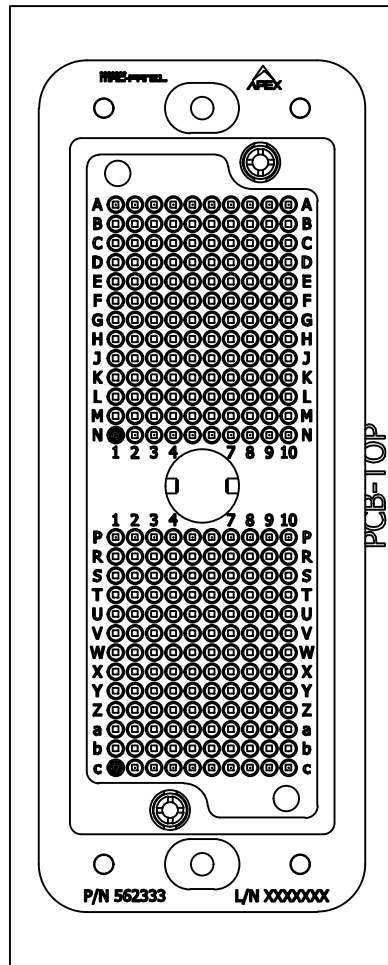
DESCRIPTION

Header Kit, APEX 260 PCB, Socket,  
.500" STANDOFF


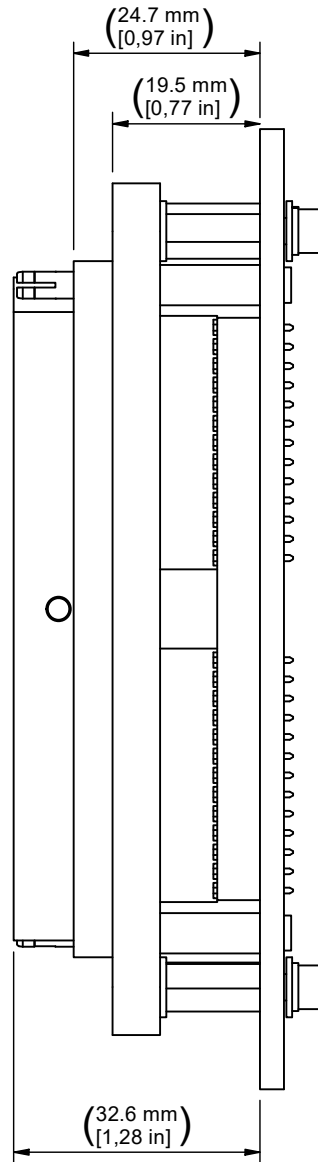
DRAWING NO.

565809-CU

REVISION



APEX AND HEADER KIT INSTALLED



PCB TOP

COMMENTS / NOTES

REFER TO EXCEL SPREADSHEET "565809-CU.XLSX" TO DETERMINE PIN MAPPING AND REFERENCE DESIGNATOR MAPPING BETWEEN PCB ASSEMBLY AND HIGHER LEVEL ASSEMBLY



WWW.MACPANEL.COM

DRAWN BY  
JWALKER

DATE  
3/30/2021

DESCRIPTION

Header Kit, APEX 260 PCB, Socket, .500" STANDOFF



SHEET  
3 OF 3

DRAWING NO.

565809-CU

REVISION