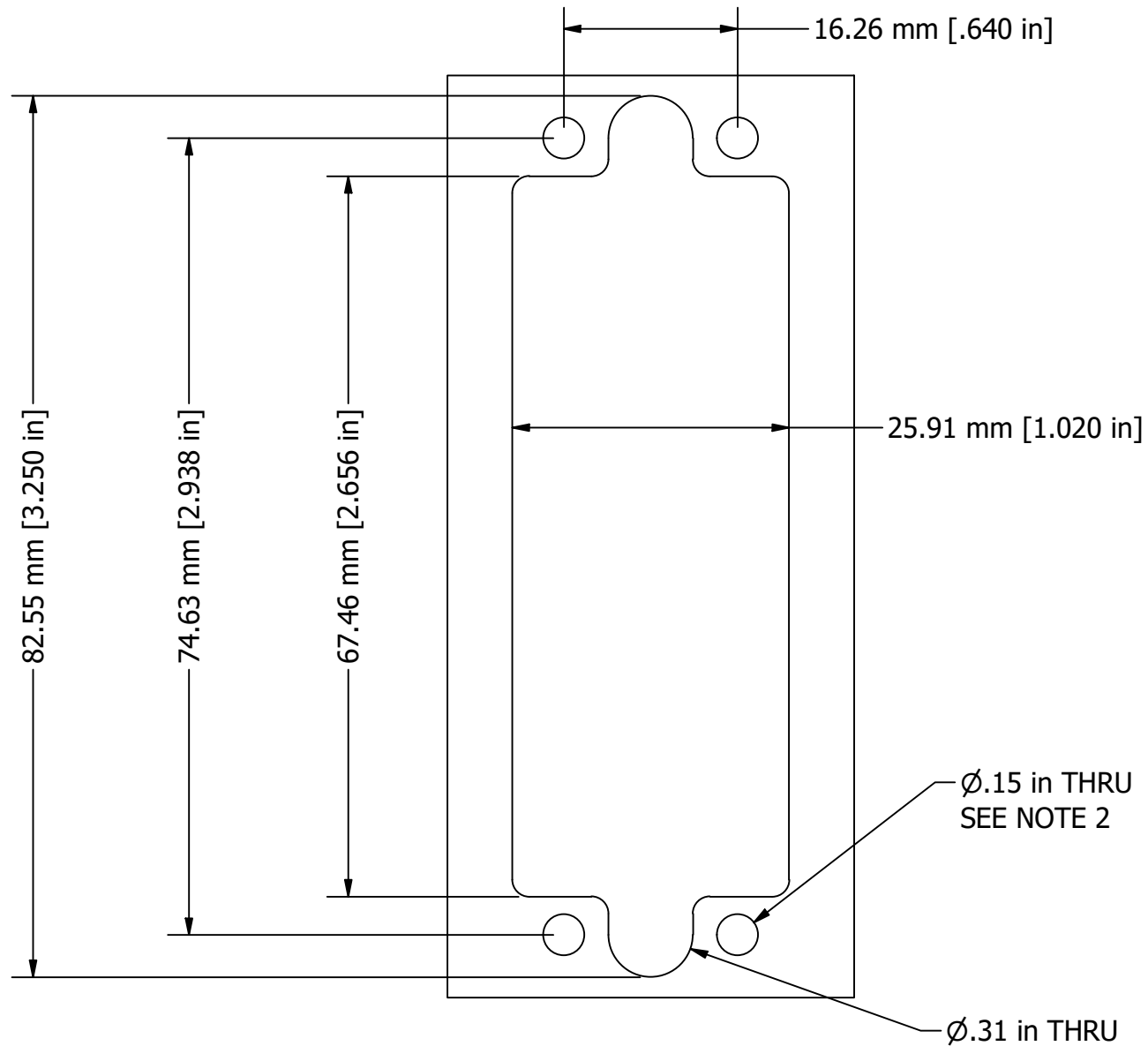


COMMENTS / NOTES Overall View	 WWW.MACPANEL.COM	DRAWN BY DBC Cooper	DATE 9/12/2016	DESCRIPTION APEX, Socket, 96 Position, PCB
		 Third Angle Projection		DRAWING NO. 564254-CU
		SHEET 1 OF 3		REVISION B



COMMENTS / NOTES

1. Suggested cut out to suit APEX 96 mounting in a plate.
2. When using 565812 Header Kit, eliminate Ø.15 thru holes in faceplate.

MACPANEL

WWW.MACPANEL.COM

DRAWN BY
DBC Cooper

DATE
9/12/2016



Third Angle
Projection

DESCRIPTION

APEX, Socket, 96 Position, PCB

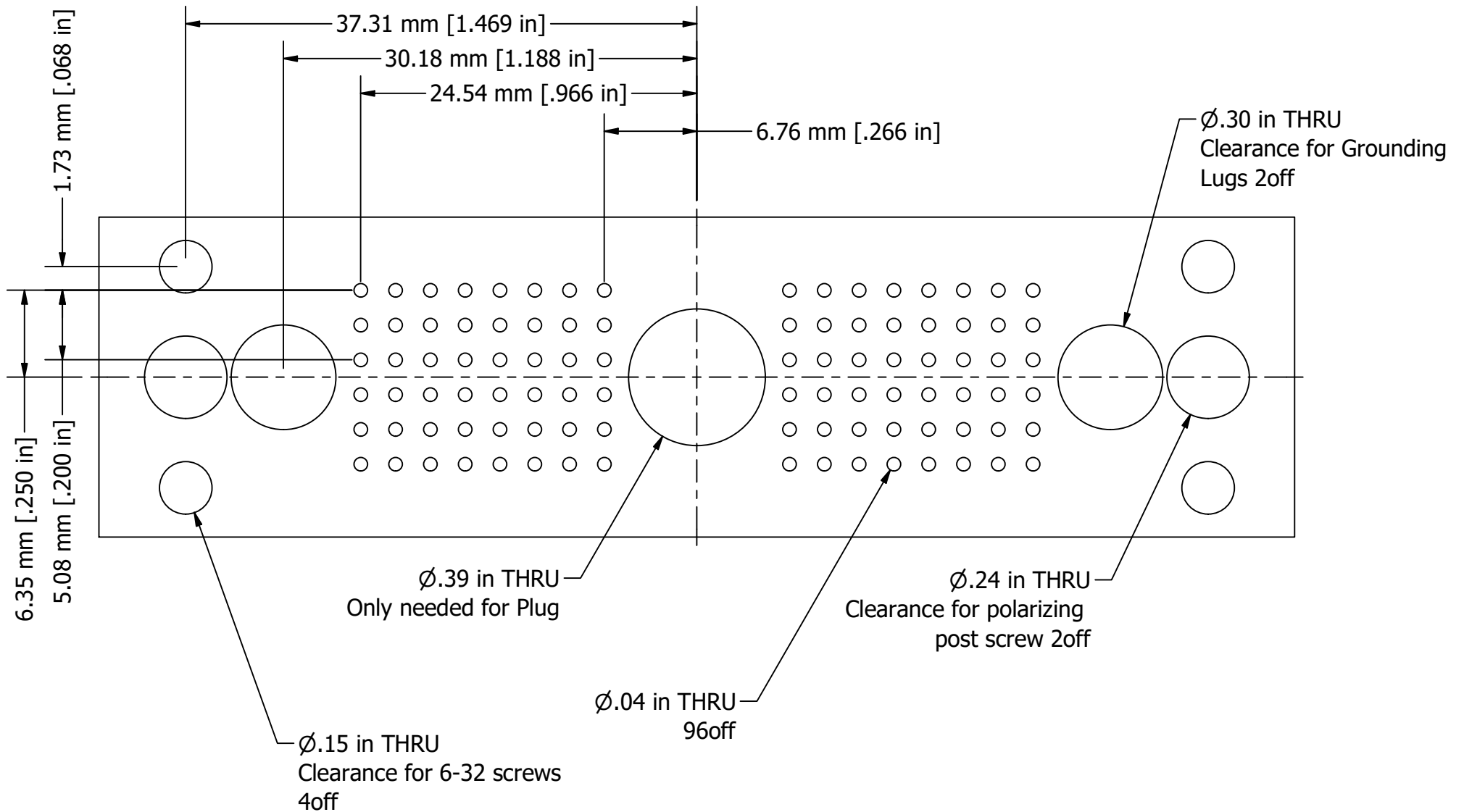
DRAWING NO.

APEX-96-Cutout

REVISION

B

SHEET
2 OF 3



COMMENTS / NOTES

Hole Layout for PCB holes when directly soldering APEX to PCB.
 MAC Panel recommends using Header Kit, 565812, for PCB applications.
 Please see associated information under Header Kit web page.



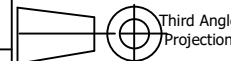
WWW.MACPANEL.COM

DRAWN BY
 DBCooper

DATE
 9/12/2016

DESCRIPTION

APEX, Socket, 96 Position, PCB



SHEET
 3 OF 3

DRAWING NO.

APEX_96_PCB

REVISION

B