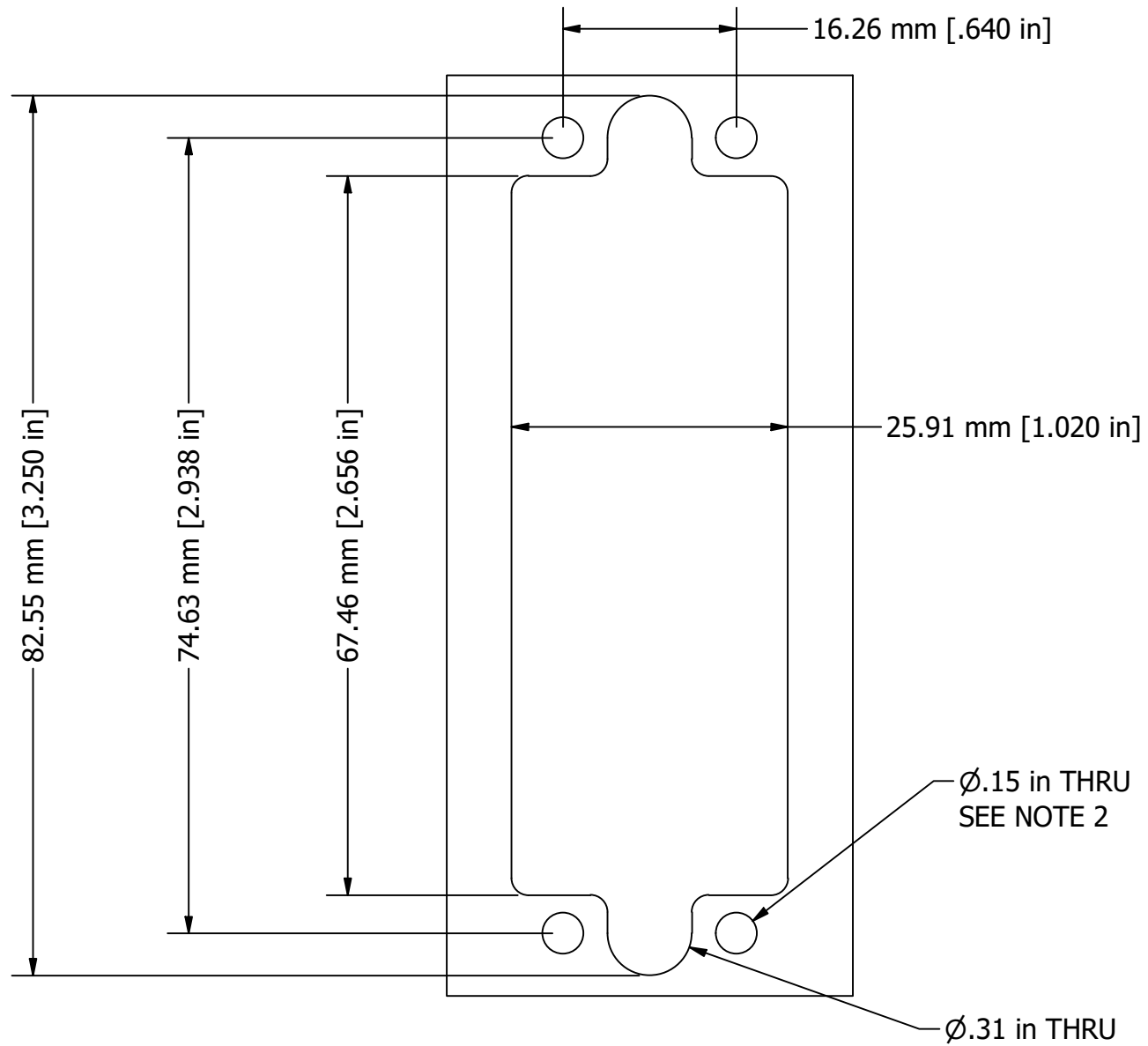


COMMENTS / NOTES Overall View	 WWW.MACPANEL.COM	DRAWN BY DBCooper	DATE 9/12/2016	DESCRIPTION APEX, Socket, 96 Position, PCB	
		 Third Angle Projection		DRAWING NO. 564252-CU	REVISION B
		SHEET 1 OF 3			



COMMENTS / NOTES

1. Suggested cut out to suit APEX 96 mounting in a plate.
2. When using 565812 Header Kit, eliminate Ø.15 thru holes in faceplate.

MACPANEL

WWW.MACPANEL.COM

DRAWN BY  
DBC Cooper

DATE  
9/12/2016



Third Angle  
Projection

DESCRIPTION

APEX, Socket, 96 Position, PCB

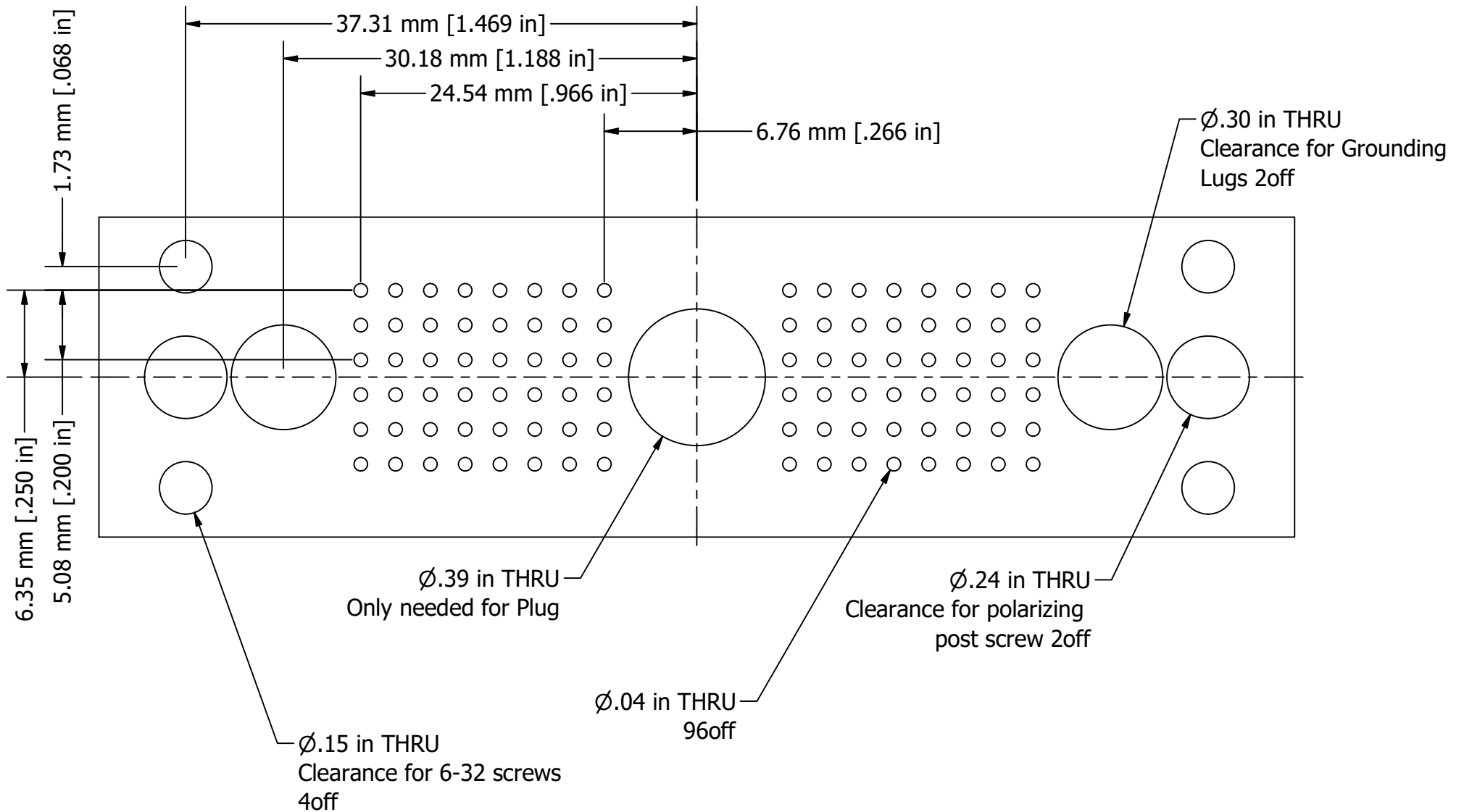
DRAWING NO.

APEX-96-Cutout

REVISION

B

SHEET  
2 OF 3



COMMENTS / NOTES

Hole Layout for PCB holes when directly soldering APEX to PCB.  
 MAC Panel recommends using Header Kit, 565812, for PCB applications.  
 Please see associated information under Header Kit web page.



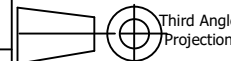
WWW.MACPANEL.COM

DRAWN BY  
 DBCooper

DATE  
 9/12/2016

DESCRIPTION

APEX, Socket, 96 Position, PCB



SHEET  
 3 OF 3

DRAWING NO.

APEX\_96\_PCB

REVISION

B