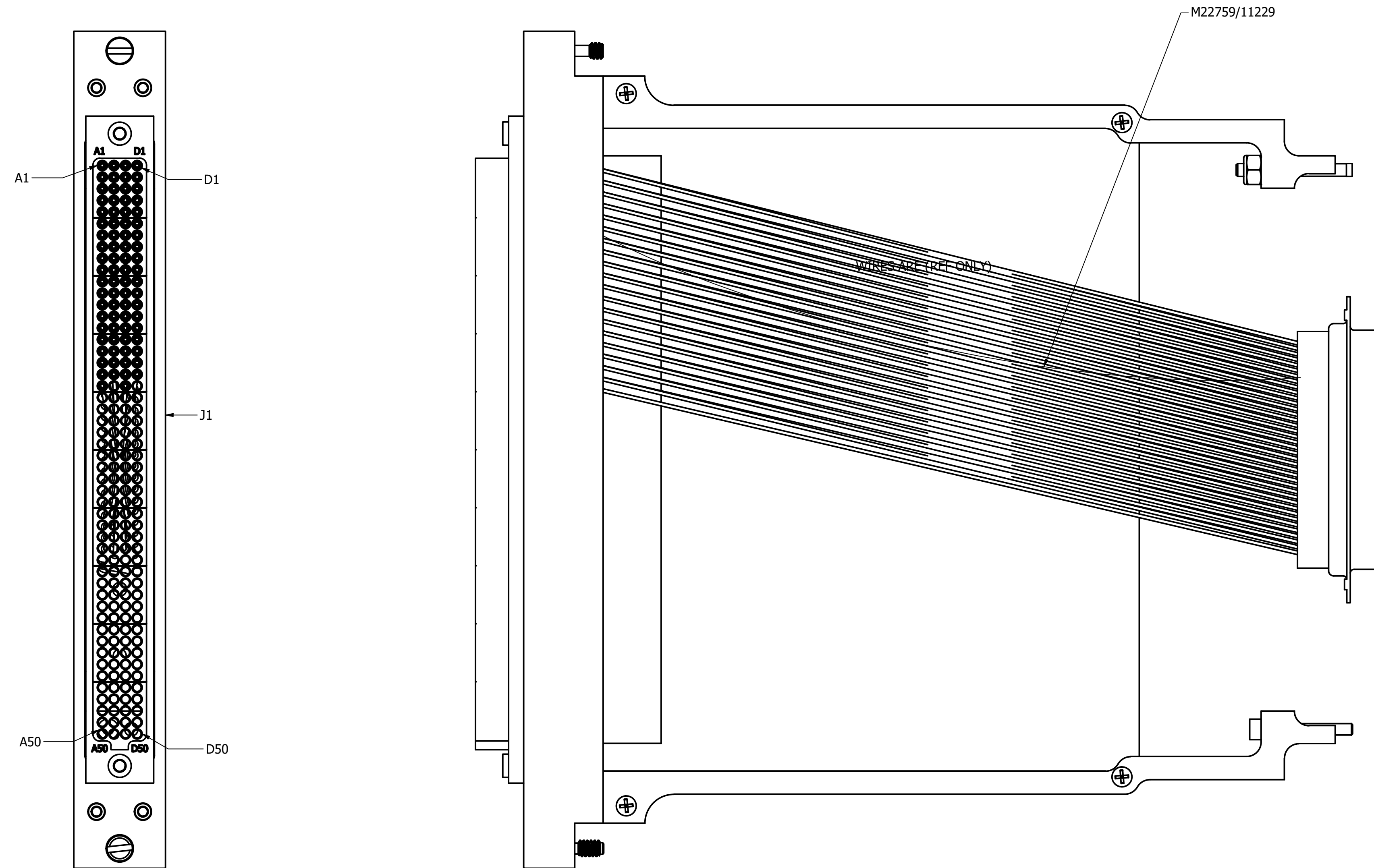


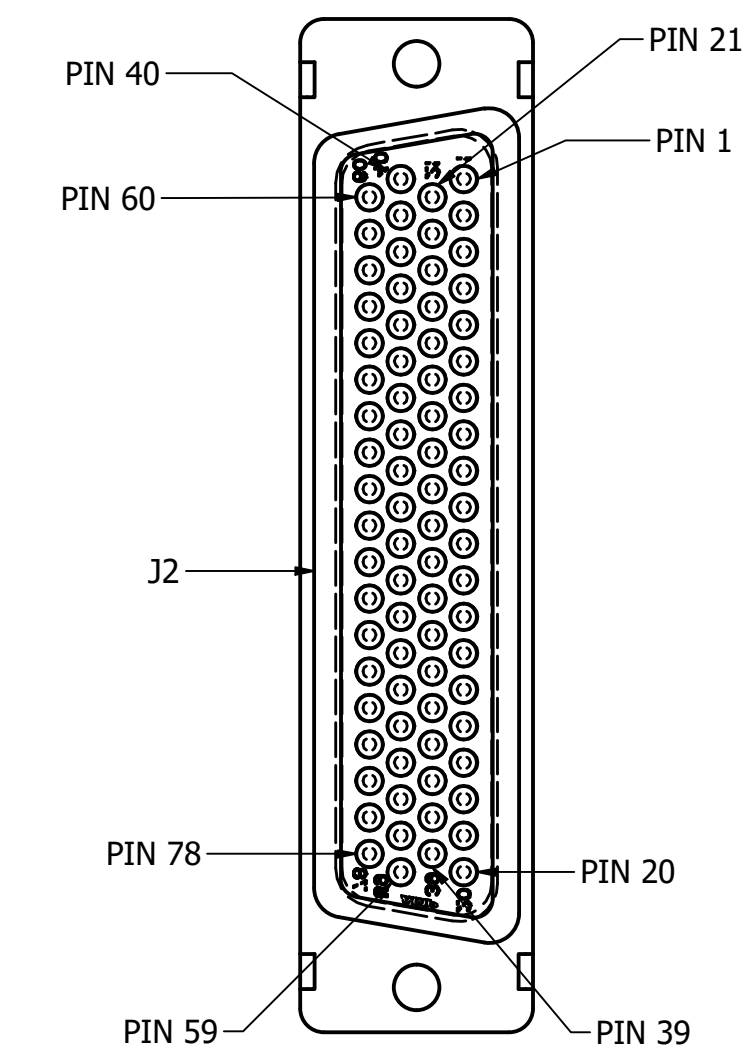
NOTES:

1. WIRE PER 561073X1WL <REV B> SEE SHEET 2 FOR WIRE LIST.
2. MATING ITA MODULE P/N 561897.
3. USE INSTRUCTION SHEET IN 91100 FOR ATTACHING DAK TO CARD.
4. SEND BAG AND TAG ITEMS P/N 5510941, 5510991, AND 440E9230 WITH ASSEMBLY.
5. FOR CONTACTS P/N 562150, USE INSTRUCTION SHEET 562150.
6. FOR CONTACTS P/N M7486104, STRIP INSULATION BACK .140 INCHES. USE HANDCRIMP TOOL & DIE COMBO TOOL P/N 90800-1. SEE DOCUMENT M7486104IN\_PG11 IN GENERAL POPULATION.
7. FOR BACKSHELL AND D-SUB ATTACHMENT INSTRUCTIONS, USE M7846104IN\_PG7 LOCATED IN GENERAL POPULATION.
8. CONTACT P/N M786104 SHOULD MAINTAIN A PULL TEST FORCE OF 12LBS.

MATING CONNECTOR SIDE SHOWN

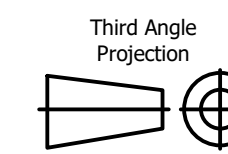


WIRING SIDE SHOWN



BALLOON LEGEND	
PART NUMBER	QTY

TOLERANCES (UNLESS OTHERWISE SPECIFIED)  
 SHEET METAL MACHINED  
 ANGLES ± 1° ANGLES ± 1°  
 .XX ± .03 .XX ± .01  
 .XXX ± .010 .XXX ± .005  
 .XXXX ± .0005 .XXXX ± .0005  
 REMOVE ALL BURRS AND BREAK SHARP EDGES.



DRAWN BY DCooper	12/01/2022	MAC PANEL COMPANY - HIGH POINT, NC	
ENGINEERING		TITLE	
OPERATIONS		DAK, CABLE, EXT 562897/78 PIN D-SUB FEMALE	
MANUFACTURING		SIZE D	CAGE CODE 16654
ASSEMBLY		DWG NO 561073X1-CU	REV C
MATERIAL USED		SCALE	SPN:
		SHEET 1 OF 2	

NOTES:

1. WIRE PER 561073X1WL <REV B> SEE SHEET 2 FOR WIRE LIST.
2. MATING ITA MODULE P/N 561897.
3. USE INSTRUCTION SHEET IN 91100 FOR ATTACHING DAK TO CARD.
4. SEND BAG AND TAG ITEMS P/N 5510941, 5510991, AND 440E9230 WITH ASSEMBLY.
5. FOR CONTACTS P/N 562150, USE INSTRUCTION SHEET 562150.
6. FOR CONTACTS P/N M7486104, STRIP INSULATION BACK .140 INCHES. USE HANDCRIMP TOOL & DIE COMBO TOOL P/N 90800-1. SEE DOCUMENT M7486104IN\_PG11 IN GENERAL POPULATION.
7. FOR BACKSHELL AND D-SUB ATTACHMENT INSTRUCTIONS, USE M7846104IN\_PG7 LOCATED IN GENERAL POPULATION.
8. CONTACT P/N M786104 SHOULD MAINTAIN A PULL TEST FORCE OF 12LBS.

MAC 562897	M7485691 D- SUB	MAC562897	M7485691 D- SUB	MAC562897	M7485691 D- SUB	MAC562897	M7485691 D- SUB
J1	J2	J1	J2	J1	J2	J1	J2
A1	1	B1	21	C1	40	D1	60
A2	2	B2	22	C2	41	D2	61
A3	3	B3	23	C3	42	D3	62
A4	4	B4	24	C4	43	D4	63
A5	5	B5	25	C5	44	D5	64
A6	6	B6	26	C6	45	D6	65
A7	7	B7	27	C7	46	D7	66
A8	8	B8	28	C8	47	D8	67
A9	9	B9	29	C9	48	D9	68
A10	10	B10	30	C10	49	D10	69
A11	11	B11	31	C11	50	D11	70
A12	12	B12	32	C12	51	D12	71
A13	13	B13	33	C13	52	D13	72
A14	14	B14	34	C14	53	D14	73
A15	15	B15	35	C15	54	D15	74
A16	16	B16	36	C16	55	D16	75
A17	17	B17	37	C17	56	D17	76
A18	18	B18	38	C18	57	D18	77
A19	19	B19	39	C19	58	D19	78
A20	20			C20	59		

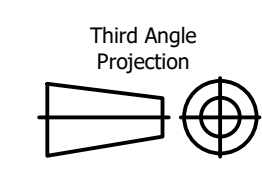
**BALLOON LEGEND**

PART NUMBER
QTY

TOLERANCES (UNLESS OTHERWISE SPECIFIED)

SHEET METAL	MACHINED
ANGLES ± 1'	ANGLES ± 1'
.XX ± .03	.XX ± .01
.XXX ± .010	.XXX ± .005
	.XXXX ± .0005

REMOVE ALL BURRS AND BREAK SHARP EDGES.



DRAWN BY DCooper	12/01/2022	MAC PANEL COMPANY - HIGH POINT, NC	
ENGINEERING		TITLE	
OPERATIONS		DAK, CABLE, EXT 562897/78 PIN D-SUB FEMALE	
MANUFACTURING		SIZE	CAGE CODE DWG NO
ASSEMBLY		D	16654 561073X1-CU
MATERIAL USED		SCALE	SPN:
			SHEET 2 OF 2
			REV C