

COMMENTS / NOTES

Overall View

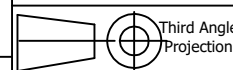
Connector J1 pushes onto back of 561897 or 562055 ITA Module not supplied.



WWW.MACPANEL.COM

DRAWN BY  
davecooper

DATE  
24/02/2017



SHEET  
1 OF 3

DESCRIPTION

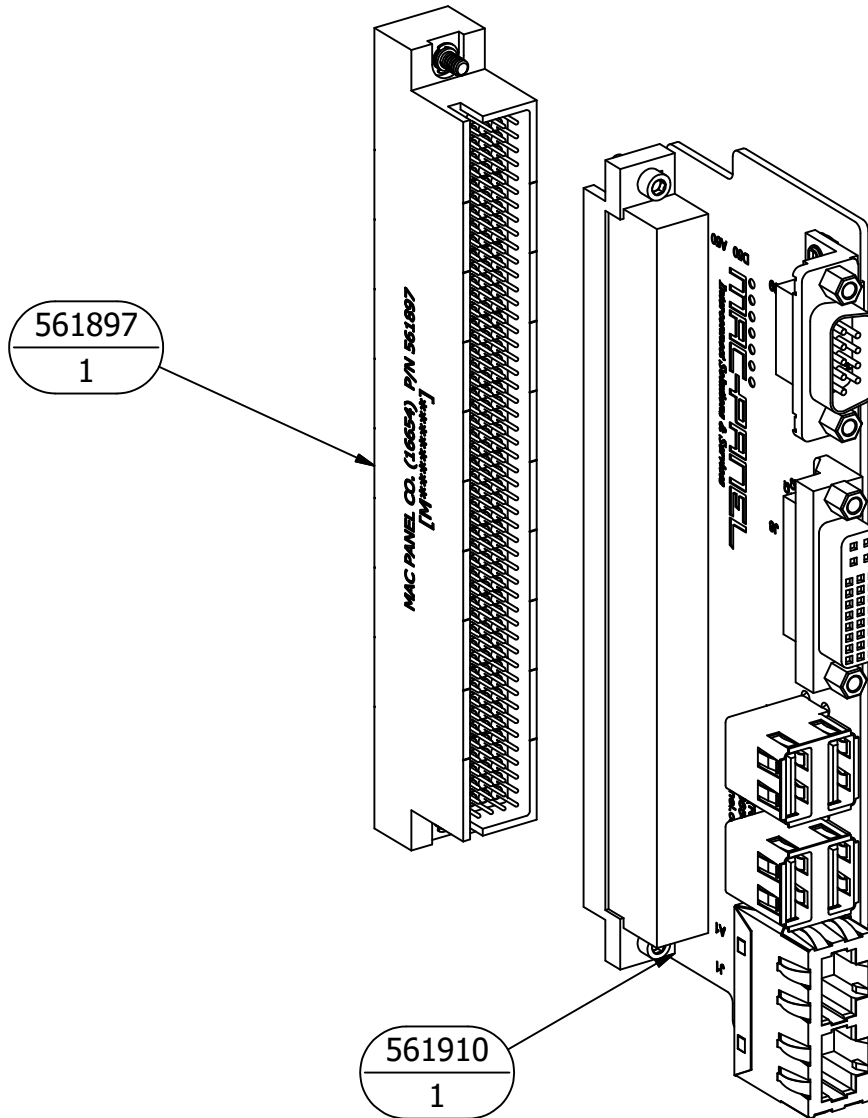
PCB, SCOUT, ITA, X2-Ethernet,  
X4-USB, RS232, DVI

DRAWING NO.

561910-CU

REVISION

C



561897  
1

561910  
1

COMMENTS / NOTES

Assembly View

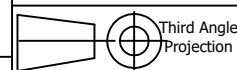
561897 or 562055 not included must be ordered seperately.

MAC-PANEL

WWW.MACPANEL.COM

DRAWN BY  
davecooper

DATE  
24/02/2017



Third Angle  
Projection

DESCRIPTION

PCB, SCOUT, ITA, X2-Ethernet,  
X4-USB, RS232, DVI

DRAWING NO.

561910-B-CU-CU

REVISION

C

SHEET  
2 OF 3

5619010Pin Out List				
MAC CONN.		RJ45		SIGNAL
J1	C1	J2	8	RX2-
J1	C2	J2	7	RX2+
J1	D1	J2	6	RX1-
J1	C3	J2	5	TX2-
J1	C4	J2	4	TX2+
J1	D2	J2	3	RX1+
J1	D3	J2	2	TX1-
J1	D4	J2	1	TX1+
		RJ45		
J1	C6	J3	8	RX2-
J1	C7	J3	7	RX2+
J1	D6	J3	6	RX1-
J1	C8	J3	5	TX2-
J1	C9	J3	4	TX2+
J1	D7	J3	3	RX1+
J1	D8	J3	2	TX1-
J1	D9	J3	1	TX1+
		USB		
J1	C11	J4	4	USB-
J1	C12	J4	3	USB D+
J1	C13	J4	2	USB D-
J1	C14	J4	1	USB+
		USB		
J1	D11	J5	4	USB-
J1	D12	J5	3	USB D+
J1	D13	J5	2	USB D-
J1	D14	J5	1	USB+
		USB		
J1	C16	J6	4	USB-
J1	C17	J6	3	USB D+
J1	C18	J6	2	USB D-
J1	C19	J6	1	USB+
		USB		
J1	D16	J7	4	USB-
J1	D17	J7	3	USB D+
J1	D18	J7	2	USB D-
J1	D19	J7	1	USB+
		RS232		
J1	C46	J9	5	GND
J1	C47	J9	4	DTR
J1	C48	J9	3	TXD
J1	C49	J9	2	RXD
J1	C50	J9	1	CD
J1	D47	J9	9	RI
J1	D48	J9	8	CTS
J1	D49	J9	7	RTS
J1	D50	J9	6	DSR

		DVI		
J1		J8		
J1	A25	J8	C4	ANA HZ SYNC
J1	A26	J8	15	TMDS GND
J1	A27	J8	8	ANA V SYNC
J1	A28	J8	15	TMDS GND
J1	A29	J8		
J1	A30	J8		
J1	A31	J8		
J1	A32	J8	HELL SHLD	
J1	A33	J8	HELL SHLD	
J1	A34	J8		
J1	A35	J8		
		DVI		
J1	B24	J8	C5	VGA GND
J1	B25	J8	C3	ANA BLU
J1		J8		
J1		J8		
J1	B28	J8	7	DDC DATA SDA
J1	B29	J8	6	DDC CLK SCL
J1	B30	J8	5	TMDS D4+
J1	B31	J8	4	TMDS D4-
J1	B32	J8	3	TMDS D2/D4 SHIELD
J1	B33	J8	2	TMDS D2+
J1	B34	J8	1	TMDS D2-
J1	B35	J8	3	TMDS D2/D4 SHIELD
		DVI		
J1	C24	J8	C5	VGA GND
J1	C25	J8	C2	ANA GRN
J1		J8		
J1	C27	J8	16	HOT PLUG DET
J1	C28	J8	15	TMDS GND
J1	C29	J8	14	TMDS +5V
J1	C30	J8	13	TMDS D3+
J1	C31	J8	12	TMDS D3-
J1	C32	J8	11	TMDS D1/D3 SHIELD
J1	C33	J8	10	TMDS D1+
J1	C34	J8	9	TMDS D1-
J1	C35	J8	11	TMDS D1/D3 SHIELD
		DVI		
J1	D24	J8	C5	VGA GND
J1	D25	J8	C1	ANA RED
J1		J8		
J1	D27	J8	24	TMDS CLK-
J1	D28	J8	23	TMDS CLK+
J1	D29	J8	22	TMDS CLK SHIELD
J1	D30	J8	21	TMDS D5+
J1	D31	J8	20	TMDS D5-
J1	D32	J8	19	TMDS D0/D5 SHIELD
J1	D33	J8	18	TMDS D0+
J1	D34	J8	17	TMDS D0-
J1	D35	J8	19	TMDS D0/D5 SHIELD

COMMENTS / NOTES

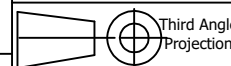
Wire List



WWW.MACPANEL.COM

DRAWN BY  
davecooper

DATE  
24/02/2017



SHEET  
3 OF 3

DESCRIPTION

PCB, SCOUT, ITA, X2-Ethernet,  
X4-USB, RS232, DVI

DRAWING NO.

561910-CU

REVISION

C