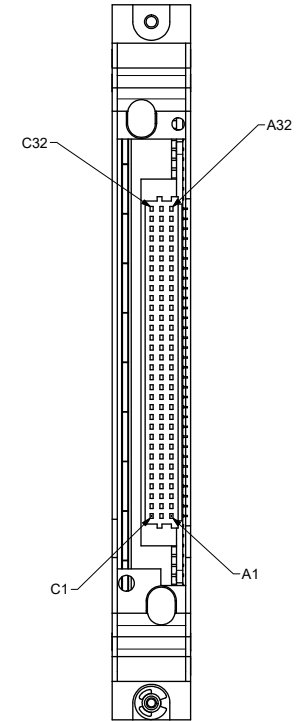
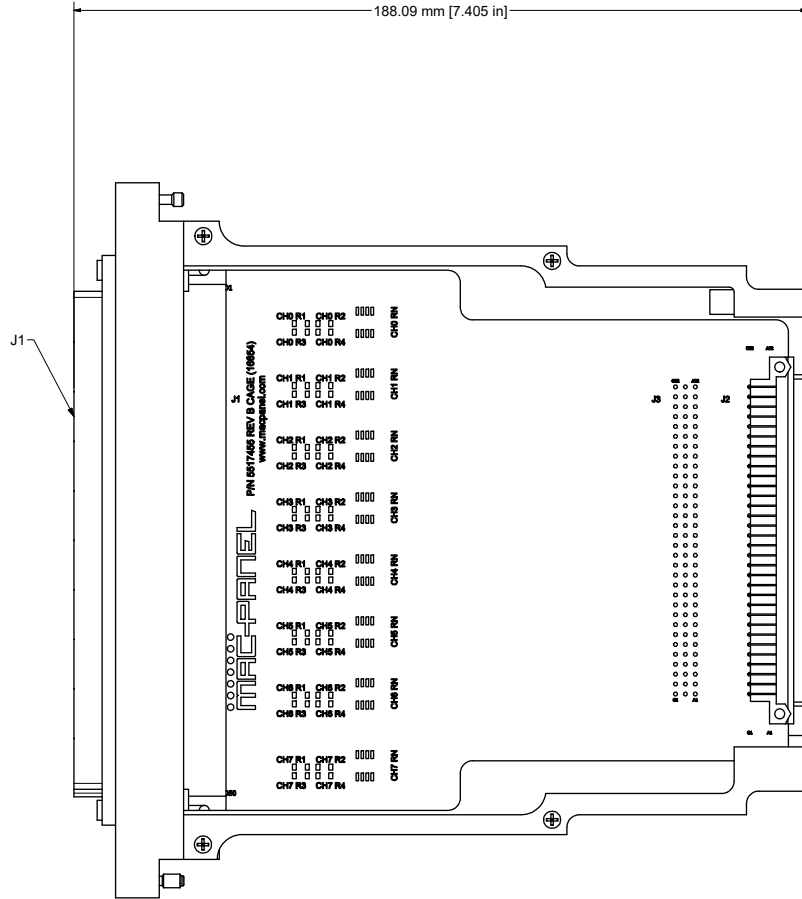
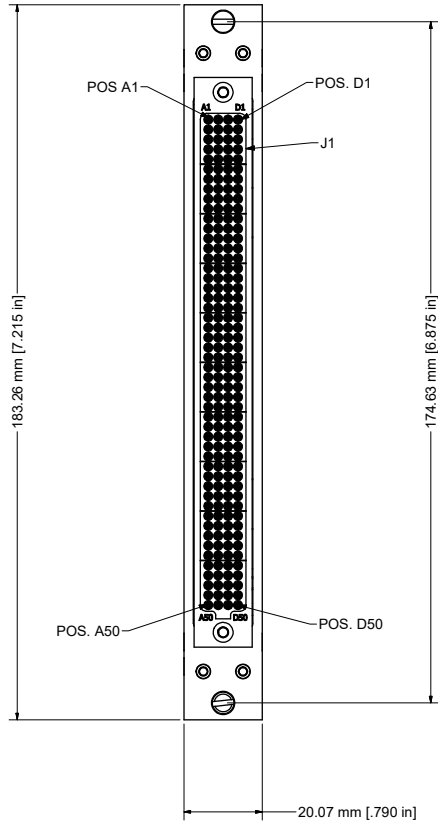


NOTES:
 1. MATING ITA MODULE P/NS 561897 & 561896.
 2. PIN-OUT PER 5517455WL REV B



BALLOON LEGEND	
PART NUMBER	QTY

TOLERANCES (UNLESS OTHERWISE SPECIFIED)
 SHEET METAL UNFINISHED
 ANGLES ± 1° ANGLES ± 1°
 XX ± .03 XX ± .01
 .XXX ± .010 .XXX ± .005
 .XXX ± .005
 REMOVE ALL BURRS AND BREAK SHARP EDGES.



DRAWN BY DCooper	29/06/2017	MAC PANEL COMPANY - HIGH POINT, NC
ENGINEERING		
OPERATIONS		TITLE
MANUFACTURING		ADAPTER, DAK, EXTENDED, PXIe-4300
ASSEMBLY		SERIES
MATERIAL USED		SIZE D DWG NO 561745X1-CU REV A
SCALE	SPN:	SHEET 1 OF 2

NOTES:
 1. MATING ITA MODULE P/NS 561897 & 561896.
 2. PIN-OUT PER 5517455WL REV B

FROM	TO	SIGNAL	TYPE	CHANNEL	NET SIGNAL NAME
J1-A1	J2-A32	COM 0	HIGH VOLTAGE	0	AIN0
J1-C2	J1-A1	COM 0/AI 0-			AIN0
J1-C2	CH0RN-4	AI 0-			AIN0
CH0RN-4	J2-C31	AI 0-			AIN0
J1-C1	CH0R1-1	AI 0+			AIN0
CH0R1-2	CH0R2-1	AI 0+	LOW VOLTAGE	0	AIP0
CH0R2-2	CH0RN-8	AI 0+			
CH0RN-3	J2-C32	AI 0+			
CH0R1-1	CH0R3-1	AI 0+			
CH0R3-2	CH0R4-1	AI 0+			
CH0R4-2	CH0RN-3	AI 0+			

FROM	TO	SIGNAL	TYPE	CHANNEL	NET SIGNAL NAME
J1-A13	J2-A20	COM 4	HIGH VOLTAGE	4	AIN4
J1-C14	J1-A13	COM 4/AI 4-			AIN4
J1-C14	CH4RN-4	AI 4-			AIN4
CH4RN-4	J2-C19	AI 4-			AIN4
J1-C13	CH4R1-1	AI 4+			AIN4
CH4R1-2	CH4R2-1	AI 4+	LOW VOLTAGE	4	AIP4
CH4R2-2	CH4RN-8	AI 4+			
CH4RN-3	J2-C20	AI 4+			
CH4R1-1	CH4R3-1	AI 4+			
CH4R3-2	CH4R4-1	AI 4+			
CH4R4-2	CH4RN-3	AI 4+			

FROM	TO	SIGNAL	TYPE	CHANNEL	NET SIGNAL NAME
J1-A25	J2-A8	COM 7			SIG5
J1-B25	J2-B8	COM 7			SIG2
J1-C25	J2-C8	COM 7			SIG0
J1-B31	J2-B2	COM 7			SIG4
J1-B26	J2-B7	PFI 0			SIG3
J1-C26	J2-C7	PFI 1	SIG1		

FROM	TO	SIGNAL	TYPE	CHANNEL	NET SIGNAL NAME
J1-A4	J2-A29	COM 1	HIGH VOLTAGE	1	AIN1
J1-C5	J1-A4	COM 1/AI 1-			AIN1
J1-C5	CH1RN-4	AI 1-			AIN1
CH1RN-4	J2-C28	AI 1-			AIN1
J1-C4	CH1R1-1	AI 1+			AIN1
CH1R1-2	CH1R2-1	AI 1+	LOW VOLTAGE	1	AIP1
CH1R2-2	CH1RN-8	AI 1+			
CH1RN-3	J2-C29	AI 1+			
CH1R1-1	CH1R3-1	AI 1+			
CH1R3-2	CH1R4-1	AI 1+			
CH1R4-2	CH1RN-3	AI 1+			

FROM	TO	SIGNAL	TYPE	CHANNEL	NET SIGNAL NAME
J1-A16	J2-A17	COM 5	HIGH VOLTAGE	5	AIN5
J1-C17	J1-A16	COM 5/AI 5-			AIN5
J1-C17	CH5RN-4	AI 5-			AIN5
CH5RN-4	J2-C16	AI 5-			AIN5
J1-C16	CH5R1-1	AI 5+			AIN5
CH5R1-2	CH5R2-1	AI 5+	LOW VOLTAGE	5	AIP5
CH5R2-2	CH5RN-8	AI 5+			
CH5RN-3	J2-C17	AI 5+			
CH5R1-1	CH5R3-1	AI 5+			
CH5R3-2	CH5R4-1	AI 5+			
CH5R4-2	CH5RN-3	AI 5+			


FROM	TO	SIGNAL	TYPE	CHANNEL	NET SIGNAL NAME
J1-A7	J2-A26	COM 2	HIGH VOLTAGE	2	AIN2
J1-C8	J1-C8	COM 2/AI 2-			AIN2
CH2RN-4	J2-C25	AI 2-			AIN2
J1-C7	CH2R1-1	AI 2+			AIN2
CH2R1-2	CH2R2-1	AI 2+			AIN2
CH2R2-2	CH2RN-8	AI 2+	LOW VOLTAGE	2	AIP2
CH2RN-3	J2-C26	AI 2+			
CH2R1-1	CH2R3-1	AI 2+			
CH2R3-2	CH2R4-1	AI 2+			
CH2R4-2	CH2RN-3	AI 2+			

FROM	TO	SIGNAL	TYPE	CHANNEL	NET SIGNAL NAME
J1-A19	J2-A14	COM 6	HIGH VOLTAGE	6	AIN6
J1-C20	J1-A19	COM 6/AI 6-			AIN6
J1-C20	CH6RN-4	AI 6-			AIN6
CH6RN-4	J2-C13	AI 6-			AIN6
J1-C19	CH6R1-1	AI 6+			AIN6
CH6R1-2	CH6R2-1	AI 6+	LOW VOLTAGE	6	AIP6
CH6R2-2	CH6RN-8	AI 6+			
CH6RN-3	J2-C14	AI 6+			
CH6R1-1	CH6R3-1	AI 6+			
CH6R3-2	CH6R4-1	AI 6+			
CH6R4-2	CH6RN-3	AI 6+			

FROM	TO	SIGNAL	TYPE	CHANNEL	NET SIGNAL NAME
J1-A10	J2-A23	COM 3	HIGH VOLTAGE	3	AIN3
J1-C11	J1-A10	COM 3/AI 3-			AIN3
J1-C11	CH3RN-4	AI 3-			AIN3
CH3RN-4	J2-C22	AI 3-			AIN3
J1-C10	CH3R1-1	AI 3+			AIN3
CH3R1-2	CH3R2-1	AI 3+	LOW VOLTAGE	3	AIP3
CH3R2-2	CH3RN-8	AI 3+			
CH3RN-3	J2-C23	AI 3+			
CH3R1-1	CH3R3-1	AI 3+			
CH3R3-2	CH3R4-1	AI 3+			
CH3R4-2	CH3RN-3	AI 3+			

FROM	TO	SIGNAL	TYPE	CHANNEL	NET SIGNAL NAME
J1-A22	J2-A11	COM 7	HIGH VOLTAGE	7	AIN7
J1-C23	J1-A22	COM 7/AI 7-			AIN7
J1-C23	CH7RN-4	AI 7-			AIN7
CH7RN-4	J2-C10	AI 7-			AIN7
J1-C22	CH7R1-1	AI 7+			AIN7
CH7R1-2	CH7R2-1	AI 7+	LOW VOLTAGE	7	AIP7
CH7R2-2	CH7RN-8	AI 7+			
CH7RN-3	J2-C11	AI 7+			
CH7R1-1	CH7R3-1	AI 7+			
CH7R3-2	CH7R4-1	AI 7+			
CH7R4-2	CH7RN-3	AI 7+			

BALLOON LEGEND
 PART NUMBER
 QTY

TOOLERANCES (UNLESS OTHERWISE SPECIFIED)
 SHEET METAL: UNFINISHED:
 ANGLES ± 1° ANGLES ± 1°
 XX ± .03 XX ± .01
 .XXX ± .010 .XXX ± .005
 .XXX ± .005
 REMOVE ALL BURRS AND BREAK SHARP EDGES.


DRAWN BY DCooper ENGINEERING	29/06/2017	MAC PANEL COMPANY - HIGH POINT, NC
OPERATIONS		TITLE
MANUFACTURING		ADAPTER, DAK, EXTENDED, PXIe-4300
ASSEMBLY		SERIES
MATERIAL USED		SIZE
		DWG NO
		561745X1-CU
		SCALE
	SPN:	REV
		A
		SHEET 2 OF 2